

APPENDIX C WASTE MANAGEMENT EQUIPMENT SPECIFICATIONS

APPENDIX C.1 TYPICAL BIN MOVER – BATTERY ELECTRIC

PEDESTRIAN TUG – BIN MOVER



Alitrak AU TT600 –
with 2 x 240L Bins



Alitrak AU TT900 –
with 2 x 660L Bins



Alitrak AU TT600 –
With 4 x 240L Bins

RIDE OR SEAT ON TUG – BIN MOVER



DEC Bull+Canopy and
Aluminium Trailer




DEC Bull with Bin Towing
Devices



Skatework with Trailer



Cushman Burden Carrier
with Trailer



Cushman 5/8K + Bin Towing



Motrec MP-240 with trailer

Typical Applications:

- Move trolleys, waste bin trailers and 240L, 660 L/ 1100 Litre bins up and down a ramp incline. Ideal for Apartment Buildings (to move waste bins located at a basement level to road level).
- Quiet, smooth operation with zero emissions and simple to use, no driver's licence required.

Features:

- Up to 1 Tonne on a ramp surface (depending on ballast and incline)
- Anti-rollback system on slopes
- Small Foot print: 130 cm Long x 789 cm Wide x 90 cm High (with handle in folded position)
- Pin Hitch is standard however alternate hitching options may be available to suit your applications (e.g. Tow ball)

Safety Features:

- Intuitive paddle lever control
- Safety button stops and repels the unit if activated when reversing
- Site assessment recommended to check ramp incline steepness (see useful contacts)

NOTE:

Dangers of using pedestrian tugs on ramps:

- Wet ramps, slow operation.
- Mixing pedestrian and vehicles on ramps – inattentive drivers.

Advantages of using compact “ride-on” Tugs on ramps

- Safety and faster movement of bins

USEFUL CONTACTS

Spacepac does not warrant or make representation for goods or services provided by suppliers.

City of Sydney Council Customer Service

Phone: 02 9265 9333

Or

Local Council Customer Service

Phone:

SULO MGB (MGB, Public Place Bins)

Phone: 1300 364 388

Or

OTTO MGB (MGB, Public Place Bins)

Phone: DARREN 0420 720 298

SPACEPAC INDUSTRIES (Tugs, Tractors, Bin Hitches and Bin Movers)

Phone: 1300 763 444 or Email: sales@spacepac.com.au

Call Mike at (0412 369 552)

CLOSED LOOP (Organic Dehydrator)

Phone: 02 9339 9801

RUD (PUBLIC PLACE BINS, RECYCLING BINS)

Phone: 07 3712 800

CAPITAL CITY WASTE SERVICES

Phone: 02 9359 999

REMONDIS (Private Waste Service Provider)

Phone: 13 73 73

SITA ENVIRONMENTAL (Private Waste Service Provider)

Phone: 13 13 35

NATIONAL ASSOCIATION OF CHARITABLE RECYCLING ORGANISATIONS INC. (NACRO)

Phone: 03 9429 9884

Email: information@nacro.org.au

PURIFYING SOLUTIONS (Odour Control)

Phone: 1300 636 877

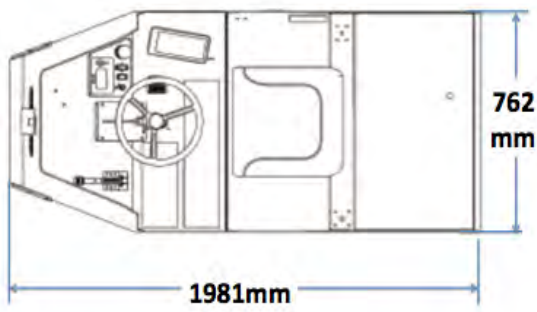
Email: sales@purifyingsolutions.com.au

ELEPHANTS FOOT RECYCLING SOLUTIONS (Chutes, Compactors and eDiverter Systems)

44-46 Gibson Avenue, Padstow NSW 221

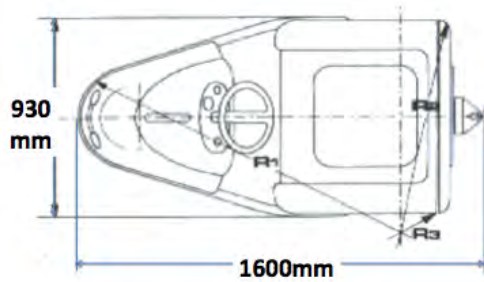
Phone: 1800 025 073

APPENDIX B.4 TYPICAL SRV LOADING BAY DIMENSIONS

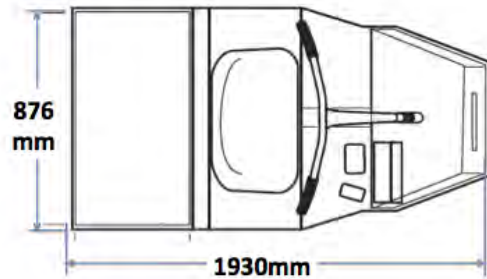


Motrec MP-240

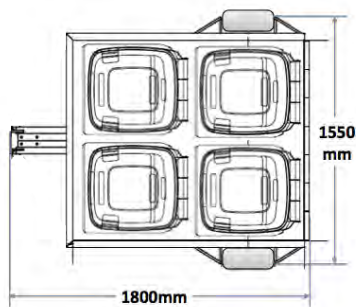
Small Rigid Vehicle (SRV) the SRV represents light trucks to a maximum load capacity of 10 ton and typically having a single rear axle and either single or dual tyres. Typically used in service areas where small commercial vehicles are preferred.



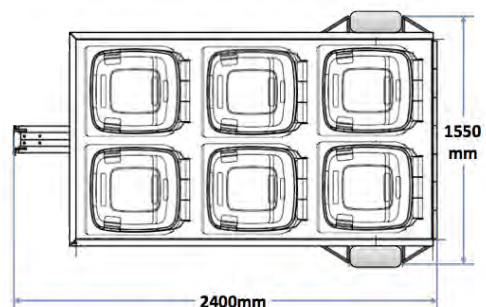
Dec Bull 2/4



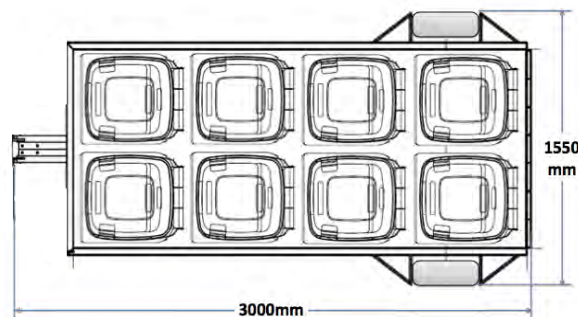
Cushman 8K



Aluminium Trailer – 4 Bins



Aluminium Trailer – 6 Bins



Aluminium Trailer – 8 Bins